

**Brite
Box
Labs**
CCB #237882

Page 1 of 4

Analytical Test Report

Science First. ORELAP ID: 4101 OLCC#: 010-10233216933
20756 High Desert Court STE 6, Bend, OR 97701 (541) 299-2008

Ablis Wildberry Rose Functail Cans

Lab ID: B251218-05 & B251218-06

Ablis CBD

Harvest / Process Lot: 2025.12.04_LDBCANWBR018

METRC Batch ID:

METRC Sample Tag: 2025.12.04_LDBCANWBR018

Date Sampled: 12/12/25

Date Printed: 01/6/26

This is an official amended report.

Report amended to correct batch ID as requested by the client. Original report released on 12/18/2025.

Potency Analysis

Analytical Method: De Backer, Journal of Chromatography b.2009. 11.004 -
BBLB SOP 009 - Cannabinoids via High Performance Liquid Chromatography

Averaged Cannabinoids	mg/g	LOQ	RPD (%)
THCA	<LOQ	0.00212	NA
delta 9-THC	0.0122	0.00212	0.00
delta 8-THC	<LOQ	0.00212	NA
CBDA	<LOQ	0.00212	NA
CBGA	<LOQ	0.00212	NA
CBD	0.0605	0.00212	1.32
CBG	<LOQ	0.00212	NA
CBN	<LOQ	0.00212	NA
CBC	<LOQ	0.00212	NA
THCV	<LOQ	0.00212	NA
Total CBG	<LOQ	0.00106	NA
Total Cannabinoids	0.0727	0.00106	1.10

Total THC

0.0122 mg/g

THC RPD: 0.00%

Total CBD

0.0605 mg/g

CBD RPD: 1.32%

Results that fail state testing requirements will be highlighted Red.

<LOQ - Results below the Limit of Quantitation


ORELAP accredited cannabinoid analytes include only CBDA, CBD, THCA, delta-9-THC, and delta-8-THC.

Acid form of THC/CBD are decarboxylated by heat, lose 12% of original mass as CO₂. Result = "bioactive"

"Total" Cannabinoid accounts for decarboxylation and moisture content. **Total THC = [(THCA*0.877) + Δ9THC] / (100%-MC)**

Zoe Wiggers
Technical Director

Sample tested in compliance with OAR 333-007 (TNI standards). Test results meet all requirements of NELAP and the BriteBox Labs quality assurance plan unless otherwise noted. Samplings performed by BBL personnel follow sampling SOP 026. Samples not collected by BBL personnel are analyzed in "as received" condition. These results relate only to the sample included on this report. The report may not be reproduced except in full, without the written permission of BriteBox Labs Inc. Unless otherwise indicated, all analytes included on this report are accredited by ORELAP.



**Brite
Box
Labs**
CCB #237882

Analytical Test Report

Science First. ORELAP ID: 4101 OLCC#: 010-10233216933
20756 High Desert Court STE 6, Bend, OR 97701 (541) 299-2008

Ablis Wildberry Rose Functail Cans

Lab ID: B251218-05

Ablis CBD

Harvest / Process Lot: 2025.12.04_LDBCANWBR018

METRC Batch ID: 2025.12.04_LDBCANWBR018

METRC Sample Tag: 2025.12.04_LDBCANWBR018

Date Sampled: 12/12/25

Date Printed: 01/6/26

Potency Analysis

Analytical Method: De Backer, Journal of Chromatography b.2009. 11.004 -
BBLB SOP 009 - Cannabinoids via High Performance Liquid Chromatography

Cannabinoids	mg/g	LOQ	Notes
THCA	< LOQ	0.00210	
delta 9-THC	0.0122	0.00210	
delta 8-THC	< LOQ	0.00210	
CBDA	< LOQ	0.00210	
CBD	0.0609	0.00210	
CBGA	< LOQ	0.00210	
CBG	< LOQ	0.00210	
CBN	< LOQ	0.00210	
CBC	< LOQ	0.00210	
THCV	< LOQ	0.00210	
Total CBG	< LOQ	0.00105	
Total Cannabinoids	0.0731	0.00105	

Total THC
0.0122 mg/g

Total CBD
0.0609 mg/g

Results that fail state testing requirements will be highlighted Red.


<LOQ - Results below the Limit of Quantitation

ORELAP accredited cannabinoid analytes include only CBDA, CBD, THCA, delta-9-THC, and delta-8-THC.

Acid form of THC/CBD are decarboxylated by heat, lose 12% of original mass as CO₂. Result = "bioactive"

"Total" Cannabinoid accounts for decarboxylation and moisture content. Total THC = $[(THCA \times 0.877) + \Delta 9THC] / (100\% - MC)$

Zoe Wiggers
Technical Director



Analytical Test Report

Science First. ORELAP ID: 4101 OLCC#: 010-10233216933
20756 High Desert Court STE 6, Bend, OR 97701 (541) 299-2008

Ablis Wildberry Rose Functail Cans

Ablis CBD

Laboratory ID: B251218-05

Quality Control Potency

Batch: B25L185 - BB Potency

Blank(B25L185-BLK1)


Analyte	Result	LOQ	Units	%Recovery Limits	Extracted	Analyzed	Notes
THCA	< LOQ	0.0278	mg/g		12/17/25 11:32	12/18/25 14:33	
delta 9-THC	< LOQ	0.0278	mg/g		12/17/25 11:32	12/18/25 14:33	
CBGA	< LOQ	0.0278	mg/g		12/17/25 11:32	12/18/25 14:33	
CBDA	< LOQ	0.0278	mg/g		12/17/25 11:32	12/18/25 14:33	
CBD	< LOQ	0.0278	mg/g		12/17/25 11:32	12/18/25 14:33	
CBN	< LOQ	0.0278	mg/g		12/17/25 11:32	12/18/25 14:33	
CBG	< LOQ	0.0278	mg/g		12/17/25 11:32	12/18/25 14:33	
delta 8-THC	< LOQ	0.0278	mg/g		12/17/25 11:32	12/18/25 14:33	
CBC	< LOQ	0.0278	mg/g		12/17/25 11:32	12/18/25 14:33	
THCV	< LOQ	0.0278	mg/g		12/17/25 11:32	12/18/25 14:33	

LCS(B25L185-BS1)

Analyte	% Recovery	LOQ	Units	%Recovery Limits	Extracted	Analyzed	Notes
THCA	109	0.178	mg/g	90-110	12/17/25 11:32	12/18/25 14:33	
delta 9-THC	110	0.178	mg/g	90-110	12/17/25 11:32	12/18/25 14:33	
CBDA	112	0.178	mg/g	90-110	12/17/25 11:32	12/18/25 14:33	Q3
CBD	108	0.178	mg/g	90-110	12/17/25 11:32	12/18/25 14:33	
delta 8-THC	106	0.178	mg/g	90-110	12/17/25 11:32	12/18/25 14:33	

 **Zoe Wiggers**
Technical Director

Sample tested in compliance with OAR 333-007 (TNI standards). Test results meet all requirements of NELAP and the BriteBox Labs quality assurance plan unless otherwise noted. Samplings performed by BBL personnel follow sampling SOP 026. Samples not collected by BBL personnel are analyzed in "as received" condition. These results relate only to the sample included on this report. The report may not be reproduced except in full, without the written permission of BriteBox Labs Inc. Unless otherwise indicated, all analytes included on this report are accredited by ORELAP.



**Brite
Box
Labs**
CCB #237882

Analytical Test Report

Science First. ORELAP ID: 4101 OLCC#: 010-10233216933
20756 High Desert Court STE 6, Bend, OR 97701 (541) 299-2008

Ablis Wildberry Rose Functail Cans


Ablis CBD

Laboratory ID: B251218-05

Notes and Definitions

- B Analyte detected in method blank, but not associated samples.
 - B2 Analyte detected in sample and associated method blank.
 - C Interference due to co-elution.
 - D Initial result exceeded calibration range, reported data are based on analysis of a dilution.
 - H Non-homogenous sample matrix affecting RPD and/or QC.
 - I Manual Integration was performed.
 - L Duplicate sample relative percent difference (RPD) exceeds QC limits.
 - M Anomalous results due to matrix interference
 - P Peaks manually split.
 - Q1 QC out of limits but still OK
 - Q2 Quality Control outside QC limits. Data considered estimate.
 - Q3 CCV/LCS was above the acceptance criteria. Non-detect samples are considered acceptable.
 - Q4 CCV/LCS was below the acceptance criteria, however the sample still exceeds the regulatory limit.
 - R Marginal Exceedence.
 - U Reported result is an estimate. The analyte was detected above the calibration range.
 - X Problems with initial analysis, reported data are from reinjection of prepared sample.
- <LOQ - Results below the Limit of Quantitation - Compound not detected

Zoe Wiggers
Technical Director



**Brite
Box
Labs**
CCB #237882

Analytical Test Report

Science First. ORELAP ID: 4101 OLCC#: 010-10233216933
20756 High Desert Court STE 6, Bend, OR 97701 (541) 299-2008

Ablis Wildberry Rose Functail Cans FD

Lab ID: B251218-06

Ablis CBD

Harvest / Process Lot: 2025.12.04_LDBCANWBR018

METRC Batch ID:

METRC Sample Tag: 2025.12.04_LDBCANWBR018

Date Sampled: 12/12/25

Date Printed: 01/6/26

Potency Analysis

Analytical Method: De Backer, Journal of Chromatography b.2009. 11.004 -
BBLB SOP 009 - Cannabinoids via High Performance Liquid Chromatography

Cannabinoids	mg/g	LOQ	Notes
THCA	< LOQ	0.00213	
delta 9-THC	0.0122	0.00213	
delta 8-THC	< LOQ	0.00213	
CBDA	< LOQ	0.00213	
CBD	0.0601	0.00213	
CBGA	< LOQ	0.00213	
CBG	< LOQ	0.00213	
CBN	< LOQ	0.00213	
CBC	< LOQ	0.00213	
THCV	< LOQ	0.00213	
Total CBG	< LOQ	0.00107	
Total Cannabinoids	0.0723	0.00107	

Total THC
0.0122 mg/g

Total CBD
0.0601 mg/g

Results that fail state testing requirements will be highlighted Red.


<LOQ - Results below the Limit of Quantitation

ORELAP accredited cannabinoid analytes include only CBDA, CBD, THCA, delta-9-THC, and delta-8-THC.

Acid form of THC/CBD are decarboxylated by heat, lose 12% of original mass as CO₂. Result = "bioactive"

"Total" Cannabinoid accounts for decarboxylation and moisture content. Total THC = $[(THCA \times 0.877) + \Delta 9THC] / (100\% - MC)$

Zoe Wiggers
Technical Director



Analytical Test Report

Science First. ORELAP ID: 4101 OLCC#: 010-10233216933
20756 High Desert Court STE 6, Bend, OR 97701 (541) 299-2008

Ablis Wildberry Rose Functail Cans FD

Ablis CBD

Laboratory ID: B251218-06

Quality Control Potency

Batch: B25L185 - BB Potency


Blank(B25L185-BLK1)

Analyte	Result	LOQ	Units	%Recovery Limits	Extracted	Analyzed	Notes
THCA	< LOQ	0.0278	mg/g		12/17/25 11:32	12/18/25 14:33	
delta 9-THC	< LOQ	0.0278	mg/g		12/17/25 11:32	12/18/25 14:33	
CBGA	< LOQ	0.0278	mg/g		12/17/25 11:32	12/18/25 14:33	
CBDA	< LOQ	0.0278	mg/g		12/17/25 11:32	12/18/25 14:33	
CBD	< LOQ	0.0278	mg/g		12/17/25 11:32	12/18/25 14:33	
CBN	< LOQ	0.0278	mg/g		12/17/25 11:32	12/18/25 14:33	
CBG	< LOQ	0.0278	mg/g		12/17/25 11:32	12/18/25 14:33	
delta 8-THC	< LOQ	0.0278	mg/g		12/17/25 11:32	12/18/25 14:33	
CBC	< LOQ	0.0278	mg/g		12/17/25 11:32	12/18/25 14:33	
THCV	< LOQ	0.0278	mg/g		12/17/25 11:32	12/18/25 14:33	

LCS(B25L185-BS1)

Analyte	% Recovery	LOQ	Units	%Recovery Limits	Extracted	Analyzed	Notes
THCA	109	0.178	mg/g	90-110	12/17/25 11:32	12/18/25 14:33	
delta 9-THC	110	0.178	mg/g	90-110	12/17/25 11:32	12/18/25 14:33	
CBDA	112	0.178	mg/g	90-110	12/17/25 11:32	12/18/25 14:33	Q3
CBD	108	0.178	mg/g	90-110	12/17/25 11:32	12/18/25 14:33	
delta 8-THC	106	0.178	mg/g	90-110	12/17/25 11:32	12/18/25 14:33	

Zoe Wiggers
Technical Director



**Brite
Box
Labs**
CCB #237882

Page 3 of 3

Analytical Test Report

Science First. ORELAP ID: 4101 OLCC#: 010-10233216933
20756 High Desert Court STE 6, Bend, OR 97701 (541) 299-2008

Ablis Wildberry Rose Functail Cans FD

Ablis CBD

Laboratory ID: B251218-06

Notes and Definitions

- B Analyte detected in method blank, but not associated samples.
 - B2 Analyte detected in sample and associated method blank.
 - C Interference due to co-elution.
 - D Initial result exceeded calibration range, reported data are based on analysis of a dilution.
 - H Non-homogenous sample matrix affecting RPD and/or QC.
 - I Manual Integration was performed.
 - L Duplicate sample relative percent difference (RPD) exceeds QC limits.
 - M Anomalous results due to matrix interference
 - P Peaks manually split.
 - Q1 QC out of limits but still OK
 - Q2 Quality Control outside QC limits. Data considered estimate.
 - Q3 CCV/LCS was above the acceptance criteria. Non-detect samples are considered acceptable.
 - Q4 CCV/LCS was below the acceptance criteria, however the sample still exceeds the regulatory limit.
 - R Marginal Exceedence.
 - U Reported result is an estimate. The analyte was detected above the calibration range.
 - X Problems with initial analysis, reported data are from reinjection of prepared sample.
- <LOQ - Results below the Limit of Quantitation - Compound not detected

Zoe Wiggers
Technical Director

Sample tested in compliance with OAR 333-007 (TNI standards). Test results meet all requirements of NELAP and the BriteBox Labs quality assurance plan unless otherwise noted. Samplings performed by BBL personnel follow sampling SOP 026. Samples not collected by BBL personnel are analyzed in "as received" condition. These results relate only to the sample included on this report. The report may not be reproduced except in full, without the written permission of BriteBox Labs Inc. Unless otherwise indicated, all analytes included on this report are accredited by ORELAP.