

# Analytical Test Report

Science First. ORELAP ID: 4101 OLCC#: 010-10233216933  
20756 High Desert Court STE 6, Bend, OR 97701 (541) 299-2008

## Ablis Ascend Wildberry Rose Functail

Lab ID: B250502-01 & B250502-02

Ablis CBD

Harvest / Process Lot: 2025.04.24\_LDBCANWBR004

METRC Batch ID: 2025.04.24\_LDBCANWBR004

METRC Sample Tag: 2025.04.24\_LDBCANWBR004

Date Sampled: 05/02/25

Date Printed: 05/7/25

### Potency Analysis

Analytical Method: De Backer, Journal of Chromatography b.2009. 11.004 -  
SOP 102 - Cannabinoids via High Performance Liquid Chromatography

Averaged Cannabinoids	mg/g	LOQ	RPD (%)
THCA	<LOQ	0.00272	NA
delta 9-THC	0.0108	0.00272	3.346
delta 8-THC	<LOQ	0.00272	NA
CBDA	<LOQ	0.00272	NA
CBGA	<LOQ	0.00272	NA
CBD	0.0675	0.00272	3.450
CBG	<LOQ	0.00272	NA
CBN	<LOQ	0.00272	NA
CBC	<LOQ	0.00272	NA
THCV	<LOQ	0.00272	NA
Total CBG	<LOQ	0.00136	NA
Total Cannabinoids	0.0783	0.00136	3.436

**Total THC**  
**0.0108 mg/g**  
THC RPD: 3.346%

**Total CBD**  
**0.0675 mg/g**  
CBD RPD: 3.450%

Results that fail state testing requirements will be highlighted **Red**.

<LOQ - Results below the Limit of Quantitation


ORELAP accredited cannabinoid analytes include only CBDA, CBD, THCA, delta-9-THC, and delta-8-THC.

Acid form of THC/CBD are decarboxylated by heat, lose 12% of original mass as CO2. Result = \*bioactive\*

"Total" Cannabinoid accounts for decarboxylation and moisture content. **Total THC = [(THCA\*0.877) + Δ9THC] / (100%-MC)**

 **Zoe Wiggers**  
Technical Director

Sample tested in compliance with OAR 333-007 (TNI standards). Test results meet all requirements of NELAP and the BriteBox Labs quality assurance plan unless otherwise noted. Samplings performed by BBL personnel follow sampling SOP 026. Samples not collected by BBL personnel are analyzed in "as received" condition. These results relate only to the sample included on this report. The report may not be reproduced except in full, without the written permission of BriteBox Labs Inc. Unless otherwise indicated, all analytes included on this report are accredited by ORELAP.



**Brite  
Box  
Labs**  
CCB #237882

# Analytical Test Report

Science First. ORELAP ID: 4101 OLCC#: 010-10233216933  
20756 High Desert Court STE 6, Bend, OR 97701 (541) 299-2008

---

## Ablis Ascend Wildberry Rose Functail

Lab ID: B250502-01

Ablis CBD

Harvest / Process Lot: 2025.04.24\_LDBCANWBR004

METRC Batch ID: 2025.04.24\_LDBCANWBR004


METRC Sample Tag: 2025.04.24\_LDBCANWBR004

Date Sampled: 05/02/25

Date Printed: 05/7/25

---

**Zoe Wiggers**  
Technical Director



# Analytical Test Report

Science First. ORELAP ID: 4101 OLCC#: 010-10233216933  
20756 High Desert Court STE 6, Bend, OR 97701 (541) 299-2008

## Ablis Ascend Wildberry Rose Functail

*Ablis CBD*

Laboratory ID: B250502-01

### Potency Analysis

Subcontracted Analysis      Subcontracting Lab: Britebox Labs Bend

Analytical Method: De Backer, Journal of Chromatography b.2009. 11.004 -  
BBLB SOP 009 - Cannabinoids via High Performance Liquid Chromatography

Cannabinoids	mg/g	LOQ	Notes
THCA	< LOQ	0.002720	
delta 9-THC	0.01094	0.002720	
delta 8-THC	< LOQ	0.002720	
CBDA	< LOQ	0.002720	
CBD	0.06871	0.002720	
CBGA	< LOQ	0.002720	
CBG	< LOQ	0.002720	
CBN	< LOQ	0.002720	
CBC	< LOQ	0.002720	
THCV	< LOQ	0.002720	
Total CBG	< LOQ	0.001360	
Total Cannabinoids	0.07964	0.001360	

**Total THC**  
**0.01094** mg/g

**Total CBD**  
**0.06871** mg/g

Results that fail state testing requirements will be highlighted **Red**.


<LOQ - Results below the Limit of Quantitation

ORELAP accredited cannabinoid analytes include only CBDA, CBD, THCA, delta-9-THC, and delta-8-THC.

Acid form of THC/CBD are decarboxylated by heat, lose 12% of original mass as CO2. Result = \*bioactive\*

"Total" Cannabinoid accounts for decarboxylation and moisture content. Total THC = [(THCA×0.877) + Δ9THC] / (100%-MC)

**Zoe Wiggers**  
Technical Director



# Analytical Test Report

Science First. ORELAP ID: 4101 OLCC#: 010-10233216933  
20756 High Desert Court STE 6, Bend, OR 97701 (541) 299-2008

## Ablis Ascend Wildberry Rose Functail

*Ablis CBD*

Laboratory ID: B250502-01

### Quality Control Potency

Batch: B25E028 - BB Potency


#### Blank(B25E028-BLK1)

Analyte	Result	LOQ	Units	%Recovery Limits	Extracted	Analyzed	Notes
THCA	< LOQ	0.03873	mg/g		05/05/25 17:05	05/06/25 16:55	
delta 9-THC	< LOQ	0.03873	mg/g		05/05/25 17:05	05/06/25 16:55	
CBGA	< LOQ	0.03873	mg/g		05/05/25 17:05	05/06/25 16:55	
CBDA	< LOQ	0.03873	mg/g		05/05/25 17:05	05/06/25 16:55	
CBD	< LOQ	0.03873	mg/g		05/05/25 17:05	05/06/25 16:55	
CBN	< LOQ	0.03873	mg/g		05/05/25 17:05	05/06/25 16:55	
CBG	< LOQ	0.03873	mg/g		05/05/25 17:05	05/06/25 16:55	
delta 8-THC	< LOQ	0.03873	mg/g		05/05/25 17:05	05/06/25 16:55	
CBC	< LOQ	0.03873	mg/g		05/05/25 17:05	05/06/25 16:55	
THCV	< LOQ	0.03873	mg/g		05/05/25 17:05	05/06/25 16:55	

#### LCS(B25E028-BS1)

Analyte	% Recovery	LOQ	Units	%Recovery Limits	Extracted	Analyzed	Notes
THCA	102	0.2312	mg/g	90-110	05/05/25 17:05	05/06/25 16:55	
delta 9-THC	101	0.2312	mg/g	90-110	05/05/25 17:05	05/06/25 16:55	
CBDA	97.5	0.2312	mg/g	90-110	05/05/25 17:05	05/06/25 16:55	
CBD	101	0.2312	mg/g	90-110	05/05/25 17:05	05/06/25 16:55	
delta 8-THC	100	0.2312	mg/g	90-110	05/05/25 17:05	05/06/25 16:55	

 **Zoe Wiggers**  
Technical Director



# Analytical Test Report

Science First. ORELAP ID: 4101 OLCC#: 010-10233216933  
20756 High Desert Court STE 6, Bend, OR 97701 (541) 299-2008

## Ablis Ascend Wildberry Rose Functail

*Ablis CBD*

Laboratory ID: B250502-01

### Notes and Definitions

- B Analyte detected in method blank, but not associated samples.
  - B2 Analyte detected in sample and associate method blank.
  - C Interference due to co-elution.
  - D Initial result exceeded calibration range, reported data are based on analysis of a dilution.
  - H Non-homogenous sample matrix affecting RPD and/or QC.
  - I Manual Integration was performed.
  - L Duplicate sample relative percent difference (RPD) exceeds QC limits.
  - M Anomalous results due to matrix interference
  - P Peaks manually split.
  - Q1 QC out of limits but still OK
  - Q2 Quality Control outside QC limits. Data considered estimate.
  - Q3 CCV was above the acceptance criteria. Non-detect samples are considered acceptable.
  - Q4 CCV was below the acceptance criteria, however the sample still exceeds the regulatory limit.
  - R Marginal Exceedence.
  - U Reported result is an estimate. The analyte was detected above the calibration range.
  - X Problems with initial analysis, reported data are from reinjection of prepared sample.
- <LOQ - Results below the Limit of Quantitation - Compound not detected

**Zoe Wiggers**  
Technical Director