

**Brite
Box
Labs**
CCB #237882

Analytical Test Report

Science First. ORELAP ID: 4101 OLCC#: 010-10233216933
20756 High Desert Court STE 6, Bend, OR 97701 (541) 299-2008

Ablis Cranberry Blood Orange 12floz Cans

Lab ID: B250525-01 & B250525-02

Ablis CBD

Harvest / Process Lot: 2025.05.21_LDBCANCBO015

METRC Batch ID: 2025.05.21_LDBCANCBO015

METRC Sample Tag: 2025.05.21_LDBCANCBO015

Date Sampled: 05/27/25

Date Printed: 05/29/25

Potency Analysis

Analytical Method: De Backer, Journal of Chromatography b.2009. 11.004 -
SOP 102 - Cannabinoids via High Performance Liquid Chromatography

Averaged Cannabinoids	mg/g	LOQ	RPD (%)
THCA	<LOQ	0.00281	NA
delta 9-THC	<LOQ	0.00281	NA
delta 8-THC	<LOQ	0.00281	NA
CBDA	<LOQ	0.00281	NA
CBGA	<LOQ	0.00281	NA
CBD	0.147	0.00281	0.1365
CBG	<LOQ	0.00281	NA
CBN	<LOQ	0.00281	NA
CBC	<LOQ	0.00281	NA
THCV	<LOQ	0.00281	NA
Total CBG	<LOQ	0.00141	NA
Total Cannabinoids	0.147	0.00141	0.1365

Total THC
<LOQ mg/g

Total CBD
0.147 mg/g
CBD RPD: 0.1365%

Results that fail state testing requirements will be highlighted **Red**.

<LOQ - Results below the Limit of Quantitation


ORELAP accredited cannabinoid analytes include only CBDA, CBD, THCA, delta-9-THC, and delta-8-THC.

Acid form of THC/CBD are decarboxylated by heat, lose 12% of original mass as CO₂. Result = "bioactive"

"Total" Cannabinoid accounts for decarboxylation and moisture content. **Total THC = [(THCA*0.877) + Δ9THC] / (100%-MC)**

Zoe Wiggers
Technical Director

Sample tested in compliance with OAR 333-007 (TNI standards). Test results meet all requirements of NELAP and the BriteBox Labs quality assurance plan unless otherwise noted. Samplings performed by BBL personnel follow sampling SOP 026. Samples not collected by BBL personnel are analyzed in "as received" condition. These results relate only to the sample included on this report. The report may not be reproduced except in full, without the written permission of BriteBox Labs Inc. Unless otherwise indicated, all analytes included on this report are accredited by ORELAP.



**Brite
Box
Labs**
CCB #237882

Page 2 of 5

Analytical Test Report

Science First. ORELAP ID: 4101 OLCC#: 010-10233216933
20756 High Desert Court STE 6, Bend, OR 97701 (541) 299-2008

Ablis Cranberry Blood Orange 12floz Cans

Lab ID: B250525-01

Ablis CBD

Harvest / Process Lot: 2025.05.21_LDBCANCBO015

METRC Batch ID: 2025.05.21_LDBCANCBO015


METRC Sample Tag: 2025.05.21_LDBCANCBO015

Date Sampled: 05/27/25

Date Printed: 05/29/25

Zoe Wiggers
Technical Director

Sample tested in compliance with OAR 333-007 (TNI standards). Test results meet all requirements of NELAP and the BriteBox Labs quality assurance plan unless otherwise noted. Samplings performed by BBL personnel follow sampling SOP 026. Samples not collected by BBL personnel are analyzed in "as received" condition. These results relate only to the sample included on this report. The report may not be reproduced except in full, without the written permission of BriteBox Labs Inc. Unless otherwise indicated, all analytes included on this report are accredited by ORELAP.



**Brite
Box
Labs**
CCB #237882

Analytical Test Report

Science First. ORELAP ID: 4101 OLCC#: 010-10233216933
20756 High Desert Court STE 6, Bend, OR 97701 (541) 299-2008

Ablis Cranberry Blood Orange 12floz Cans

Ablis CBD

Laboratory ID: B250525-01

Potency Analysis

Subcontracted Analysis

Subcontracting Lab: Britebox Labs Bend

Analytical Method: De Backer, Journal of Chromatography b.2009. 11.004 -
BBLB SOP 009 - Cannabinoids via High Performance Liquid Chromatography

Cannabinoids	mg/g	LOQ	Notes
THCA	< LOQ	0.002752	
delta 9-THC	< LOQ	0.002752	
delta 8-THC	< LOQ	0.002752	
CBDA	< LOQ	0.002752	
CBD	0.1464	0.002752	
CBGA	< LOQ	0.002752	
CBG	< LOQ	0.002752	
CBN	< LOQ	0.002752	
CBC	< LOQ	0.002752	
THCV	< LOQ	0.002752	
Total CBG	< LOQ	0.001376	
Total Cannabinoids	0.1464	0.001376	

Total THC
< LOQ mg/g

Total CBD
0.1464 mg/g

Results that fail state testing requirements will be highlighted **Red**.

<LOQ - Results below the Limit of Quantitation


ORELAP accredited cannabinoid analytes include only CBDA, CBD, THCA, delta-9-THC, and delta-8-THC.

Acid form of THC/CBD are decarboxylated by heat, lose 12% of original mass as CO₂. Result = *bioactive*

"Total" Cannabinoid accounts for decarboxylation and moisture content. Total THC = $[(THCA \times 0.877) + \Delta 9THC] / (100\% - MC)$

Zoe Wiggers
Technical Director

Sample tested in compliance with OAR 333-007 (TNI standards). Test results meet all requirements of NELAP and the BriteBox Labs quality assurance plan unless otherwise noted. Samplings performed by BBL personnel follow sampling SOP 026. Samples not collected by BBL personnel are analyzed in "as received" condition. These results relate only to the sample included on this report. The report may not be reproduced except in full, without the written permission of BriteBox Labs Inc. Unless otherwise indicated, all analytes included on this report are accredited by ORELAP.



**Brite
Box
Labs**
CCB #237882

Analytical Test Report

Science First. ORELAP ID: 4101 OLCC#: 010-10233216933
20756 High Desert Court STE 6, Bend, OR 97701 (541) 299-2008

Ablis Cranberry Blood Orange 12floz Cans

Ablis CBD

Laboratory ID: B250525-01

Quality Control Potency

Batch: B25E189 - BB Potency

Blank(B25E189-BLK1)


Analyte	Result	LOQ	Units	%Recovery Limits	Extracted	Analyzed	Notes
THCA	< LOQ	0.03568	mg/g		05/27/25 16:00	05/28/25 16:29	
delta 9-THC	< LOQ	0.03568	mg/g		05/27/25 16:00	05/28/25 16:29	
CBGA	< LOQ	0.03568	mg/g		05/27/25 16:00	05/28/25 16:29	
CBDA	< LOQ	0.03568	mg/g		05/27/25 16:00	05/28/25 16:29	
CBD	< LOQ	0.03568	mg/g		05/27/25 16:00	05/28/25 16:29	
CBN	< LOQ	0.03568	mg/g		05/27/25 16:00	05/28/25 16:29	
CBG	< LOQ	0.03568	mg/g		05/27/25 16:00	05/28/25 16:29	
delta 8-THC	< LOQ	0.03568	mg/g		05/27/25 16:00	05/28/25 16:29	
CBC	< LOQ	0.03568	mg/g		05/27/25 16:00	05/28/25 16:29	
THCV	< LOQ	0.03568	mg/g		05/27/25 16:00	05/28/25 16:29	

LCS(B25E189-BS1)

Analyte	% Recovery	LOQ	Units	%Recovery Limits	Extracted	Analyzed	Notes
THCA	101	0.2361	mg/g	90-110	05/27/25 16:00	05/28/25 16:29	
delta 9-THC	101	0.2361	mg/g	90-110	05/27/25 16:00	05/28/25 16:29	
CBDA	103	0.2361	mg/g	90-110	05/27/25 16:00	05/28/25 16:29	
CBD	101	0.2361	mg/g	90-110	05/27/25 16:00	05/28/25 16:29	
delta 8-THC	100	0.2361	mg/g	90-110	05/27/25 16:00	05/28/25 16:29	

Zoe Wiggers
Technical Director

Sample tested in compliance with OAR 333-007 (TNI standards). Test results meet all requirements of NELAP and the BriteBox Labs quality assurance plan unless otherwise noted. Samplings performed by BBL personnel follow sampling SOP 026. Samples not collected by BBL personnel are analyzed in "as received" condition. These results relate only to the sample included on this report. The report may not be reproduced except in full, without the written permission of BriteBox Labs Inc. Unless otherwise indicated, all analytes included on this report are accredited by ORELAP.



**Brite
Box
Labs**
CCB #237882

Analytical Test Report

Science First. ORELAP ID: 4101 OLCC#: 010-10233216933
20756 High Desert Court STE 6, Bend, OR 97701 (541) 299-2008

Ablis Cranberry Blood Orange 12floz Cans

Ablis CBD

Laboratory ID: B250525-01

Notes and Definitions

- B Analyte detected in method blank, but not associated samples.
 - B2 Analyte detected in sample and associated method blank.
 - C Interference due to co-elution.
 - D Initial result exceeded calibration range, reported data are based on analysis of a dilution.
 - H Non-homogenous sample matrix affecting RPD and/or QC.
 - I Manual Integration was performed.
 - L Duplicate sample relative percent difference (RPD) exceeds QC limits.
 - M Anomalous results due to matrix interference
 - P Peaks manually split.
 - Q1 QC out of limits but still OK
 - Q2 Quality Control outside QC limits. Data considered estimate.
 - Q3 CCV was above the acceptance criteria. Non-detect samples are considered acceptable.
 - Q4 CCV was below the acceptance criteria, however the sample still exceeds the regulatory limit.
 - R Marginal Exceedence.
 - U Reported result is an estimate. The analyte was detected above the calibration range.
 - X Problems with initial analysis, reported data are from reinjection of prepared sample.
- <LOQ - Results below the Limit of Quantitation - Compound not detected

Zoe Wiggers
Technical Director